

LIVE YOUR LEGEND™



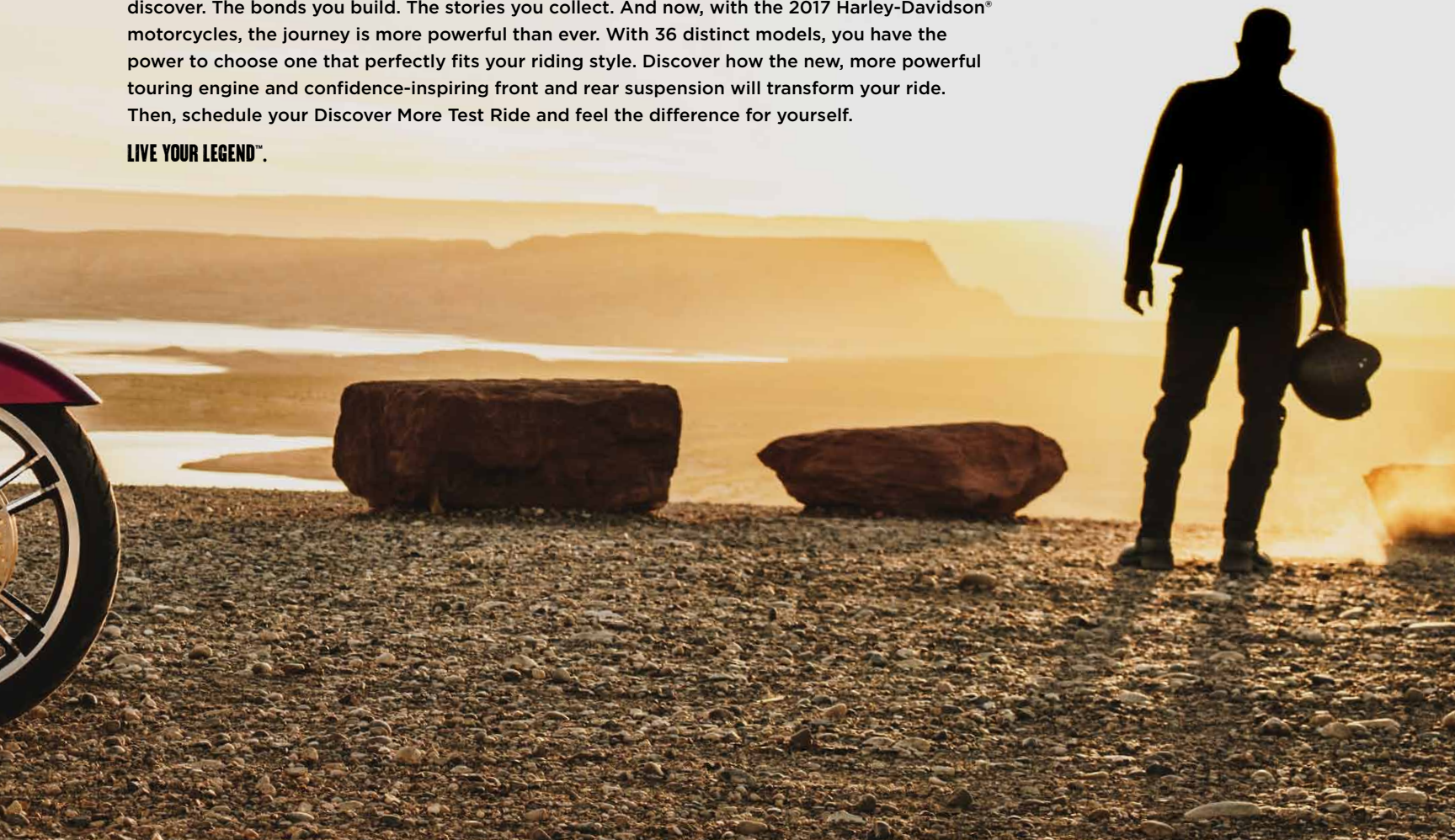
MOTORCYCLES 2017



YOU'VE NEVER BEEN DOWN THIS ROAD.

The journey begins the moment you throw a leg over a Harley-Davidson® motorcycle. It's about more than getting from A to B. It's about the feeling of living for the moment. The adventures you discover. The bonds you build. The stories you collect. And now, with the 2017 Harley-Davidson® motorcycles, the journey is more powerful than ever. With 36 distinct models, you have the power to choose one that perfectly fits your riding style. Discover how the new, more powerful touring engine and confidence-inspiring front and rear suspension will transform your ride. Then, schedule your Discover More Test Ride and feel the difference for yourself.

LIVE YOUR LEGEND™.



H-D[®] V-TWIN POWER



1909

ATMOSPHERIC V-TWIN

It began with 27 motorcycles. 49.5 cubic inches. 7 horsepower. The 45-degree Harley-Davidson[®] V-Twin engine is born.



1911 to 1929

F-HEAD

Designed to bring more power to street, police and commercial applications, it featured a waterproof ignition system and 61, and later, 74 cubic inches of displacement.



1929 to 1973

FLATHEAD

The Flathead engine got its nickname from the flat shape of the heads. It didn't have valves in the cylinder head; they were set off to the side. It featured easily removable heads for serviceability.



1936 to 1947

KNUCKLEHEAD

The Knucklehead was nicknamed for its rocker covers and push rod tubes, resembling a clenched fist. It was the first H-D[®] twin with overhead valves and recirculating oil. Considered the father of all H-D[®] V-Twin air-cooled engines, its architecture has carried forward to today.



1948 to 1965

PANHEAD

New aluminum cylinder heads, new hydraulic valve lifters, better oil circulation and roller bearings on the crankpin reduced weight, and added durability. The nickname describes the rocker covers looking like upside-down pans.



1966 to 1984

SHOVELHEAD


We rolled into the modern touring era with a new engine on the original Electra Glide[®] model. "Power Pac" aluminum heads, 12-volt electrical system, carburetor and easily adjustable timing system. Its nickname comes from the 'shoveled-out' look of the middle section of the rocker covers.



1984 to 1999

EVOLUTION

The first H-D[®] engine developed using computer-aided design. The 'Evo' was an evolution, an all-new engine that ran better, used less fuel and delivered more horsepower and torque.



1999 to TODAY

TWIN CAM

The second two-cam Big Twin in our history, after the 1928 JDH, with bigger displacement, more power, and a more rigid engine/transmission connection for improved powertrain stiffness.

2017

THE ALL-NEW
**MILWAUKEE-
EIGHT™**
ENGINE

The sound of the Harley-Davidson® 45-degree V-Twin rings through the history of motorcycling in an unbroken line stretching back to 1909. Each one improving on the one before it. Iconic. Durable. Unmistakable in their sound. Unparalleled in their muscular look. Unmatched in the feeling they deliver to the rider. And now we're proud to introduce the most powerful Harley-Davidson® V-Twin engines ever built: The all-new Milwaukee-Eight™ 107 and Milwaukee-Eight™ 114 engines. The next generation Harley-Davidson® V-Twin comes to our touring line. The next era of power, performance and innovation has been forged.



1 More Power.

Larger displacement, 4-valve heads and higher compression ratio produce 10% more torque.

2

Quicker Acceleration. 2-3 bike lengths faster from 0-60mph; 1-2 bike lengths faster from 60-80mph in top gear.


3

Heat Management.

Improved rider and passenger comfort thanks to reduced heat absorption, increased heat rejection and redesigned exhaust system.

4

Improved Fit. Narrow primary and optimized air cleaner shape.



5 Reduced Vibration.

New internal single counter balancer provides a smoother, more refined feel at idle.

5

6 Richer Exhaust Note.

Less mechanical powertrain noise allows more iconic V-Twin rumble due to lighter valves, optimized cover designs and driveline improvements.

6

7 Lower Idle Speed.

For better sound and less heat.

7

8 Improved Charging.

50% more output to meet increased touring accessory needs.

8

THE ALL NEW MILWAUKEE-EIGHT™ ENGINE

Their iconic look, distinctive sound and massive torque make them instantly recognizable, but the Milwaukee-Eight™ 107 and Milwaukee-Eight™ 114 engines take the Harley-Davidson® V-Twin to a place it's never been. They're the most powerful, coolest-running motors we've ever built. Smoother, stronger and more durable. With crisper throttle response and truer, cleaner sound.

Four valves per cylinder, single chain-driven cam, dual spark plugs, counter-balanced and rubber-mounted. Developed and proven over countless miles and millions of hours. Every single part is new, engineered to give you more performance and more of the feeling you want from an engine. Today, it's a whole new ride.

All Comparisons here are drawn between new 2016 Touring Models and new 2017 Touring models.

NEW FRONT SUSPENSION

NEW EMULSION REAR SUSPENSION

1 New, Bigger Pistons.

Improve damping performance over the range of suspension travel.

2

Dual Bending Valve Fork Technology SDBV™.

Showa® Dual Bending Valve suspension technology gives you 117mm of travel on standard models and 98mm of travel on low models.



More Pre-Load Adjustment. New emulsion rear shocks give you 15 to 30% more pre-load to fine-tune the suspension based on your load or if you're riding with a passenger. They adjust with the turn of a single knob, no tools required. 23 turns give you 25mm total adjustment.

2 No Maintenance or Tools.

Unlike current air shocks, once pre-load is set, it does not need adjustment; there's no leak down. No special tools are required for pre-load adjustment and you can't damage the shock during adjustment.

2

Improved Damping. New, bigger pistons improve damping performance over the range of suspension travel.

3

REDESIGNED FRONT AND REAR TOURING SUSPENSION

We matched the all-new Milwaukee-Eight™ engines in our touring line this year with all-new front and rear suspension. You get more comfort, more control and more confidence in your handling.





IT'S A POWERFUL FEELING WHEN NOTHING IS OUT OF REACH.

The limits of everyday living disappear in the rearview mirror to the sound of your Milwaukee-Eight™ 107 engine pumping out its soul-satisfying torque. City streets, country roads, continent-crossing freeways are all yours for the taking. On a 2017 Harley-Davidson® touring motorcycle, you'll feel a ride unlike any you've felt before. Take a test ride and feel it for yourself. There are no constraints on where you take it from there.



Left to right: Street Glide® and Street Glide® Special.
www.h-d.com/testride



STREET GLIDE® AND STREET GLIDE® SPECIAL

The Harley-Davidson® Street Glide® and Street Glide® Special models set the world standard for the stripped-down, hot rod look. Their style is often copied, but never duplicated. The all-new Milwaukee-Eight™ 107 engine backs up the look with massive torque. The ride is unmatched as well thanks to the all-new suspension, and Reflex™ Linked Brembo® brakes. The Street Glide features the BOOM!™ Box 4.3 Radio that puts out 25 watts per channel. The Special features the top-of-the-line 6.5-inch touchscreen infotainment system with integrated GPS and the BOOM!™ Box 6.5 GT audio system, standard ABS, a gloss black inner fairing and color-matched fairing skirt. When it comes to the Street Glide motorcycles, nothing else comes close.



Left to right: Road Glide® and Road Glide® Special.
www.h-d.com/testride



ROAD GLIDE® AND ROAD GLIDE® SPECIAL

Those who appreciate the aggressive look and wind-cutting power of the frame-mounted shark nose fairing and dual Daymaker™ Reflector LED headlamps on the Road Glide® and Road Glide® Special models wouldn't ride anything else. And now the ride gets even more aggressive thanks to the all-new Milwaukee-Eight™ 107 engine, all-new suspension, and Reflex™ Linked Brembo® brakes. The Road Glide features the BOOM!™ Box 4.3 Radio that puts out 25 watts per channel. The Special features the top-of-the-line 6.5-inch touchscreen infotainment system with integrated GPS and the BOOM!™ Box 6.5 GT audio system, standard ABS, a gloss black inner fairing and color-matched fairing skirt. It's time to make your own assault on the wind.



ROAD KING®

The Road King® is where stripped down, nostalgic style meets the performance and versatility of a modern Harley-Davidson® touring machine. The Hiawatha headlamp and nacelle were born in the 1960s, when chrome ruled the streets. But the power of the all-new Milwaukee Eight™ 107 engine brings it all into the here and now in a hurry. The all-new dual bending valve front suspension and rear emulsion shocks put you in control for a plush ride. With cast aluminum Impeller wheels and one-touch opening saddlebags, this is the timeless classic built for today.



FREEWHEELER®

The Freewheeler® puts stripped-down, custom style into an easy handling frame that lets you roll with the confidence three wheels gives to a rider. You get classic cruiser lines and styling details, like bobtail rear fenders, slash cut pipes, chrome headlight nacelle, 12-inch mini ape hangers and Enforcer aluminum wheels. You also get enough cargo space to hold two full-face helmets, plus your extra gear. The acceleration is instant thanks to the low-end torque of the all-new Milwaukee-Eight™ 107 engine. And the 49mm front forks and adjustable rear suspension make the ride smooth. They say good things come in threes, and Freewheeler is the proof.



WHERE WILL YOU TAKE IT?

There are as many ways to customize a Harley-Davidson® motorcycle as there are Harley-Davidson motorcycle riders. No two are alike. Genuine Accessories give you virtually unlimited ways to express yourself. And your dealer can help you bring it all together. Nothing gives a rider more satisfaction than customizing a Harley®. Except riding it.

www.h-d.com/shop





QUEST FOR ENDLESS ROADS LEADS TO ENDLESS DISCOVERIES.

The farther you go, the more you discover. The more you discover, the farther you want to go. In the saddle, you find out things you didn't know about the world. And things you didn't know about yourself. We've built our long-haul touring motorcycles to make you feel just right exploring this great big world. And the things we've discovered along the way make the ride more satisfying than ever this year. Take a test ride and feel the difference for yourself.

www.h-d.com/testride







ROAD GLIDE® ULTRA

Times have never been better for the riders who put on the most miles. Get behind the frame-mounted shark nose fairing, 13.5-inch windscreen and dual Daymaker™ Reflector LED headlamps on the Road Glide® Ultra model and you'll know why. You've got a Twin-Cooled™ Milwaukee-Eight™ 107 engine, responsive new front and rear suspension, powerful Reflex™ Linked Brembo® brakes with ABS, top-of-the-line 6.5-inch touchscreen infotainment system with integrated GPS, BOOM!™ Box 6.5 GT audio system and a premium Tour-Pak® carrier with a luggage rack for extra travel essentials. It's all there so you can go bigger.

ULTRA LIMITED

If you're the kind who wants it all, the Ultra Limited gives it to you. From the powerful all-new Twin-Cooled™ Milwaukee-Eight™ 107 engine, right down to the heated handgrips. The unmistakable Batwing fairing and splitstream air vent mean optimal air flow and reduced head buffeting. Premium BOOM!™ Box 6.5 GT touchscreen infotainment and navigation allow rider and passenger to ride to any soundtrack they choose. Electronic cruise control, Reflex™ Linked Brembo® brakes with ABS, and all-new front and rear suspension, a premium Tour-Pak® carrier, which can house both rider and passenger helmets, luggage rack, improved seat and one-touch saddlebags all come standard. Which means the ride you'll experience is anything but standard.



ULTRA LIMITED LOW

You don't have to be big in stature to ride a machine that's big on touring features. The Ultra Limited Low model has been redesigned with a lowered front and rear suspension, giving it the lowest seat height in touring, just 25.6 inches off the ground. There's also an extended reach side stand and smaller diameter grips. It's all within your reach.



ELECTRA GLIDE® ULTRA CLASSIC®

The Electra Glide® has been the choice of riders who want the essential touring machine since 1965. And now, with the passing power of the all-new Milwaukee-Eight™ 107 engine, all new front and rear suspension, powerful Reflex™ Linked Brembo® brakes with ABS, and powerful LED headlamp and spot lamps it gets even better. There's a two-up seat with a deep bucket and narrow neck to provide more driver back support, and a wider passenger area with back and arm rests for more comfort and longer rides. You get everything you need for a lifetime of cross country adventure.



TRI GLIDE® ULTRA

The Tri Glide® Ultra is everything you love about the Ultra Limited, only on three wheels. You get every feature starting with the power of the all-new Twin-Cooled™ Milwaukee-Eight™ 107 engine. Other touring features include a 4-speaker, premium BOOM!™ Box 6.5 GT infotainment system with GPS and color touchscreen, electronic cruise control and 6.8 cubic feet of storage space. Get into the middle of nowhere on this one and you won't be coming back anytime soon.





YOUR CONNECTION TO PASSIONATE



The Harley Owners Group® is where riders get together for great times. The local chapter at your dealer is where it all begins. You can take part in local rides and events, join your chapter for rides to National H.O.G.® rallies, and you have a standing invite to rides, rallies and concerts all over the world - more than 20,000 events each year. A one-year membership is free with the purchase of your new motorcycle. It's the biggest, most fun-loving riding group in motorcycling. When you buy your new Harley®, you're in.

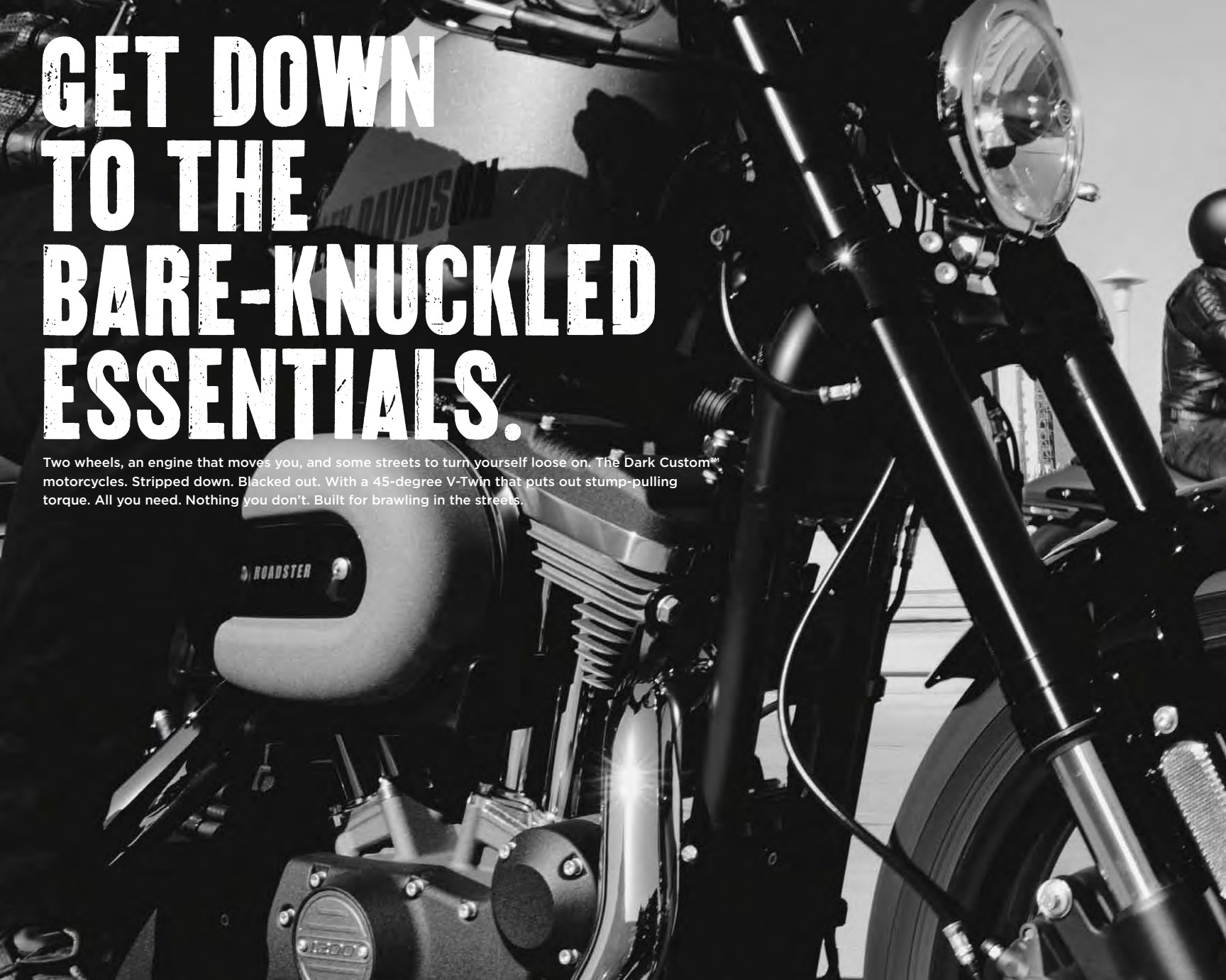
www.h-d.com/hog





RIDERS AROUND THE WORLD.





GET DOWN TO THE BARE-KNUCKLED ESSENTIALS.

Two wheels, an engine that moves you, and some streets to turn yourself loose on. The Dark Custom™ motorcycles. Stripped down. Blacked out. With a 45-degree V-Twin that puts out stump-pulling torque. All you need. Nothing you don't. Built for brawling in the streets.



www.h-d.com/testride







★★★ **ROADSTER™** 

The Roadster™ combines low-end torque, agile handling and garage-built custom style. Its refined performance package includes 43mm inverted front forks, dual disc brakes, adjustable rear suspension and new dual gauge instrumentation with speedo and tach. You get a chopped rear fender and a side mount license plate to complement its iconic tank. The riding position is aggressive, but comfortable, thanks to the new two-up seat, mid-mount controls, lowered bars, and 19-inch front and 18-inch rear offset-split 5-spoke cast aluminum wheels. Turn the 1200cc Evolution® engine loose at the nearest green light.

★ FORTY-EIGHT®

The first time the world saw this iconic 2.1-gallon gas tank was in 1948. But the world has never seen it sitting atop anything quite like this. The Forty-Eight®. Designed with its signature bulldog stance and the powerful 1200cc Evolution® engine. Large 49mm front forks, an adjustable rear suspension, cast aluminum wheels with floating rotors and powerful brakes bring plenty of handling and comfort to all this heavy-hitting style.



★
★
★ **IRON 883™** 

You're looking at a pioneer of raw, blacked-out, stripped-down custom style. In the years since its introduction, it has only gotten better. Fine-tuned suspension. Tuck and roll seat. Black cast aluminum wheels with machined highlights. And blacked-out surfaces from fender to fender. You get everything you need. And nothing you don't.





★ ★ ★ **FAT BOB** 

Subtle is not the word that comes to mind when describing the Fat Bob®. Tommy Gun exhaust. A unique dual headlight and custom LED tail light. Fat rubber rolling on machined disc wheels. And performance that lets you get down to business with the High Output Twin Cam 103™ engine and dual disc brakes. The look is powerful, and so is the ride.



★ ★ ★ STREET BOB®

The original bobber fanatics invented the style, and they had one rule: if it's not essential, get rid of it. That's the Street Bob®, 103 cubic inches of Harley-Davidson® V-Twin power. Solo seat. Chopped rear fender. Mini-apes. Blacked-out fork lowers and triple clamps, blacked-out engine finish with highlighted fins. Time to cut and run.

www.h-d.com/testride

★ STREET 750 AND 500

This isn't about wide-open country and endless miles of highway. This is about carving the canyons of the urban grid. From the liquid-cooled Revolution X® engine and confidence-inspiring optional ABS brakes to the nimble chassis and dialed-in suspension, the Harley-Davidson Street® 750 and 500 were built specifically to shred the city streets. On the 750 there's an all-new tank medallion, and a two-tone paint option to complement the silver engine fins and wheel pinstripe. The fun starts when the light turns green.



Left to right: Street 750 and Street 500.





MADE BY RIDERS, FOR RIDERS.

This is clothing designed and built from the experience of countless miles of riding. Helmets, denim, leathers, gloves, eyewear, jackets, boots, belts, shirts, headwear and accessories. Everything you need to customize your gear to the conditions you're riding in, and your look to your own style. Try some on the next time you're at your dealer. It'll help you ride farther, and look good doing it.

www.h-d.com/shop



A motorcyclist wearing a black leather jacket and helmet is riding a Harley-Davidson motorcycle on a street. The motorcycle is a classic cruiser style with a large headlight and dual side lights. The rider is leaning slightly forward. In the background, there is a white, weathered building with peeling paint and a wooden utility pole. The sky is clear and blue.

THE RIDES LEGENDS ARE MADE OF.

When you close your eyes and picture the quintessential motorcycle, chances are you're looking at a Harley-Davidson® Softail®, Dyna® or Sportster®. These are the machines that defined "The Look", and take it rolling into the future. From classic nostalgia to American muscle to outlaw chopper attitude, this is authentic, legendary steel. Each one makes its own individual statement. Are you ready to make yours?



SOFTAIL SLIM®

The Softail Slim® brings old-school style into a new era. The Hollywood bars, slim rear wheel, cat eye console and foot boards recall the early days of custom motorcycles. Yet, you also get thoroughly modern features like a High Output Twin Cam 103B™ engine, hidden suspension and ABS brakes which make the Softail Slim a modern classic.



FAT BOY®

When Willie G. Davidson rode the Fat Boy® model into Daytona Bike Week for the first time, it stopped traffic. In the years since, the Fat Boy hasn't let up. From the chrome solid disc wheels, to the muscular lines of the High Output Twin Cam 103B™ engine, to the curve of its distinctive rear fender, this machine is built to make an impact. Ride one and you'll understand.



HERITAGE SOFTAIL CLASSIC

The Heritage Softail® Classic is rich with the nostalgia of days gone by, but the hidden suspension gives you the authentic look of a hardtail without the bone-shaking ride. You get the comfort of standard cruise control and a low center of gravity, plus standard ABS, and a High Output Twin Cam 103B™ engine. We maintained the classic look and re-invented the ride.



SOFTAIL® DELUXE

Roll into town on the Softail® Deluxe and you can feel the eyes on the chrome laced wheels wrapped in whitewall tires. The full-skirted metal fenders. The big chromed triple headlamps. Blow out of town and you can feel the rich power of the High Output Twin Cam 103B™ engine. ABS and cruise control are standard. The way living ought to be is just a twist of the throttle away.



LOW RIDER®

The muscular Low Rider® is a long-time favorite of those who want to ride hard. Mid-mount controls, adjustable seat and handlebars. Dual disc front brakes and optional laced wheels. Keyless ignition. And powered by the High Output Twin Cam 103™ engine that feeds into a two-into-one exhaust. It's an icon built so more riders can put on more miles.



WIDE GLIDE®

From the raked out wide fork straddling the 21-inch laced wheel to the Tommy Gun exhaust, the Wide Glide® brings old-school chopper design to a new generation. The look is carried all the way through the flames on the tank to the minimalist black wire sissy bar. Twist the throttle of the powerful High Output Twin Cam 103™. The chopper tradition runs strong.





SUPERLOW

If you want to feel one with the road, throw a leg over the SuperLow® model. You'll feel the confidence that comes from its low seat, well-balanced stance and low center of gravity. The handling is easy and you've got the comfort to go all day. Just dial in the adjustable suspension and unleash the torque of its 883 Evolution® engine. Nothing puts you closer to the pavement.



SUPERLOW® 1200T

When you head out onto the streets on the SuperLow® 1200T, there's a good chance you won't be back for a while. You've got a detachable windshield and lockable saddlebags for the open road. A two-up seat for all-day comfort. And a low center of gravity coupled with adjustable suspension that lets you eat city traffic and twisting miles of highway with equal ease.



1200 CUSTOM

The heritage of the Sportster® runs strong in the 1200 Custom. The 1200cc Evolution® engine pounds out the low-end torque that made the Sportster® famous. Pull back buckhorn bars, steel laced wheels and a fat front tire add to the classic look. And features like an adjustable rear suspension, powerful brakes and a comfortable seat bring it all into the modern day.

BREAKOUT®

Feast your eyes on the Breakout®. Its profile is low, stretched out and undeniably aggressive. We top it with drag bars and enhance its custom look with 21-spoke Turbine wheels. The High Output Twin Cam 103B™ (the 1690cc V-Twin) engine delivers loads of torque to a wide 240mm rear tire. ABS comes standard. Go out and put a hard pounding on the pavement. It doesn't get any better.



NIGHT ROD® SPECIAL AND V-ROD MUSCLE®

The Night Rod® Special model takes the V-Rod® to a darker place with blacked-out styling across its streamlined front end, cast aluminum wheels, low rise bars and fastback tail section. At its center, you've got the performance of the liquid-cooled Revolution® V-Twin engine and the confidence that comes from Brembo® dual disc brakes. Bring out your dark side.

Our deep racing heritage comes screaming to life in the V-Rod Muscle®. It starts with a liquid-cooled 1250cc 60° Revolution® V-Twin engine featuring dual overhead cams and 122 horsepower to the fat rear tire. Coupled with high-performance features, like Brembo® dual disc brakes, assist and slip clutch, drag style bars and inverted front forks. You get a look that's pure, streamlined, American muscle. Just like you'd expect from its name.



Left to right: Night Rod® Special and V-Rod Muscle®.

LOW RIDER® S

Minimalist style. Maximum impact. The Low Rider® S is a fusion of Dark Custom® style and incredible performance. Screamin' Eagle® Air-Cooled Twin Cam 110™ engine with a heavy breather intake mounted in a nimble Dyna® chassis. Premium front and rear suspension. And tall bars, scooped seat and mid-mount controls for an aggressive riding position. Get behind the fixed speed screen and hang on.





FAT BOY® S

The Fat Boy® S model gives you modern power in a blacked-out classic. The gloss black Screamin' Eagle® Air-Cooled Twin Cam 110B™ engine is complemented by blacked-out styling details wheel to wheel. You get gloss black lower forks, axle nut covers, handlebar and riser; black brake lever and hydraulic clutch assembly; and black over/under shotgun exhaust with slash cut mufflers. Take a ride on 110 cubic inches of dark style.



SOFTAIL SLIM® S

The bobber style of the Softail Slim® model gets dialed up with the Screamin' Eagle® Air-Cooled Twin Cam 110B™ engine, black triple clamp and riser, gloss black headlamp ring, black fork slider covers, black lower forks, black mirrors, black over/under shotgun exhaust with slash cut mufflers, and optional military themed graphics. The Softail Slim® S. Modern power. Old iron attitude.



THIS IS RARE METAL

THEY'RE BUILT IN LIMITED QUANTITIES WITH PREMIUM CUSTOM PAINT, MASSIVE 114 CUBIC INCH SCREAMIN' EAGLE® POWER, SHOW-STOPPING WHEELS AND PREMIUM CUSTOM DETAILS YOU CAN'T GET ANYWHERE BUT HERE. NOTHING HITS THE STREET LIKE A CUSTOM VEHICLE OPERATIONS™ MOTORCYCLE. CHECK OUT THIS YEAR'S MODELS. RIDE ONE. NO HARLEY-DAVIDSON® MOTORCYCLES HAVE EVER ROLLED ON A GRANDER SCALE.

CVO™ LIMITED

If you want best-in-class power, infotainment, paint and comfort for you and your passenger, the CVO™ Limited is your bike. All-new, black granite Twin-Cooled™ Milwaukee-Eight™ 114 engine, all-new dual bending valve front suspension and emulsion rear suspension with hand-adjustable pre-load, a color-matched splitstream air vent and Tour-Pak® carrier LED bezel, LED turn signals and LED lighting surround. There's a new seat cover, insert and stitching. An improved integrated security system with a power locking fob. It's all here, right down to a system that monitors the pressure in your tires.







CVO™ STREET GLIDE®

The CVO™ Street Glide® is decked out fender to fender with custom details and our most powerful engine and sound system. The all-new black granite Twin-Cooled™ Milwaukee-Eight™ 114 engine is at the heart. When you unleash it at the light, hold on. The 6.5-inch BOOM!™ Stage II speakers are powered by two 300-watt amplifiers, so even the stereo on this machine has plenty of muscle.







CVO™ PRO STREET BREAKOUT®

The CVO™ Pro Street Breakout® gives you dark style and premium finishes with show-stopping paint. You get an Aggressor wheel mounted to a 240mm rear tire, forward controls, a race-inspired seat and low handlebar. A Screamin' Eagle® Air-Cooled Twin Cam 110B™ engine with a heavy breather intake, inverted forks and dual-disc front brakes mean the performance matches the power of its style.







NO ONE HAS YOUR BACK LIKE H-D.[®]

With 2,000 locations, our worldwide dealer network has been built over 114 consecutive years to be the biggest in motorcycling. Wherever you go, you can tap into passionate, knowledgeable experts who know how to help you get the most out of owning and riding a Harley-Davidson[®]. Whether it's getting your questions answered, finding out where the great roads are, or meeting people who share your love of riding, it's all here, wherever the ride takes you.

DISCOVER MORE TEST RIDES

Now is the perfect time to test ride a Harley[®] for free. [H-D.com/Testride](https://www.harley-davidson.com/Testride)

H-D[®] AUTHORIZED SERVICE

Our skilled technicians use H-D authorized methods to keep your bike performing at its best. [H-D.com/Service](https://www.harley-davidson.com/Service)

H-D 101

Get up to speed on everything from learning to ride to gear that fits your style. Find an event at [H-D.com/H-D101](https://www.harley-davidson.com/H-D101)

HARLEY-DAVIDSON[®] RIDING ACADEMY

Everything you need to get your license and ride with confidence. Find a class at [H-D.com/RidingAcademy](https://www.harley-davidson.com/RidingAcademy)

A black and white photograph showing a close-up of a person's arm and torso. The person is wearing a dark, long-sleeved shirt with a prominent logo on the chest. The logo consists of the word "HARLEY" in a stylized, arched font at the top, a skull in the center, and the word "DAVIDSON" in a similar arched font at the bottom. The background is out of focus, showing what appears to be a crowd of people and some structural elements of a building or event space.

HARLEY
DAVIDSON

THE PAINT AND THE PRIDE RUN DEEP.

If you took the emblem off the tank, it wouldn't be hard to tell you were looking at a Harley-Davidson® motorcycle by the rich, layered, liquid perfection of the paint. We give you more color options than any other motorcycle manufacturer in the world. Our standards for paint are fanatical. No one brings more innovation, care and craftsmanship to putting color on metal. It'll stop you in your tracks the first time you see it, and give you the same satisfaction miles down the road.

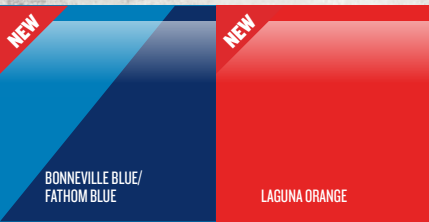
SOLID



TWO-TONE



CUSTOM COLOR



HARD CANDY CUSTOM™



STREET

IMPORTANT - PLEASE READ:

The information printed in this brochure reflects product design, fabrication and component parts at the date of printing.

Vehicles depicted may differ from vehicles manufactured and delivered. Specifications and prices listed may differ from specifications and prices of vehicles manufactured and delivered. All product descriptions (including depictions, specifications, dimensions, measurements and ratings) are based on available information at the time of publication. Although such descriptions are believed correct, errors and changes can occur and complete accuracy cannot be guaranteed. Harley-Davidson may make changes at any time to prices and specifications, and may change or discontinue models, without notice and without incurring any obligation.

Attention: Vehicles in the configurations shown and many of the accessories described in this catalog may not be available for sale or use in some locations.

Please check with your dealer for complete product details and the latest information. All models feature 6-speed transmission (except V-Rod® models and Sportster® models which are 5-speed) and carbon fiber belt final drive; multi-plate clutch with diaphragm spring in oil bath; and 2-year unlimited-mileage warranty.

1. Measurement reflects 180 lb. (81.7 kg) operator weight.
2. Estimated from fuel economy tests on a sample motorcycle from the corresponding family conducted by Harley-Davidson under ideal laboratory conditions. Not all motorcycle models undergo fuel economy testing. Fuel economy and mileage may vary among motorcycle models within a family. Your mileage may vary depending on your personal riding habits, weather conditions, trip length, vehicle condition and vehicle configuration and other conditions. Break-in mileage may vary.
3. Availability of colors may vary from dealer to dealer and is subject to change without notice.
4. Prices listed are the Manufacturer's Suggested Retail Prices. Options such as color are available at additional cost. Prices exclude dealer setup, freight, taxes, title, licensing, fees and other charges and are subject to change. Dealer prices may vary.
5. Standard and optional wheels may vary by country and region.
6. North America security system includes immobilizer; outside North America the security system includes immobilizer and siren.
7. Freight price applies to the 48 contiguous states and Alaska only.



STREET 500

DIMENSIONS

Length (in./mm)	87.6 (2225)
Seat Height ¹ (in./mm)	25.7 (654)
Wheelbase (in./mm)	60.4 (1534)
Fuel Capacity (U.S.gals/liters)	3.5 (13.1)
Dry Weight (lbs/kg)	492 (223)
Running Order Weight (lbs/kg)	514 (233)

POWERTRAIN

Engine	Liquid-cooled, Revolution X™ V-Twin
Displacement (in. ³ /cm ³)	30 (494)
Miles Per Gallon (Combined City/Hwy) ²	64.4
Transmission	6-speed

COLOR OPTIONS³

Vivid Black;
Black Denim;
Superior Blue;
Velocity Red Sunglo

PRICING (MSRP)⁴

Vivid Black ³	\$6,849
Color Option ³	\$7,144
Two-Tone Option ³	N/A
Custom Color Option ³	N/A
Hard Candy Custom™ Option ³	N/A
Wheel Option	N/A
ABS Option	\$750
Premium Radio Option	N/A
H-D® Factory Security System ⁶	\$395
Cruise Control	N/A
California Emissions	\$50
Freight ⁷	\$330

MODEL DESIGNATION XG500



STREET 750

DIMENSIONS

Length (in./mm)	87.6 (2225)
Seat Height ¹ (in./mm)	25.7 (654)
Wheelbase (in./mm)	60.4 (1534)
Fuel Capacity (U.S.gals/liters)	3.5 (13.1)
Dry Weight (lbs/kg)	492 (223)
Running Order Weight (lbs/kg)	514 (233)

POWERTRAIN

Engine	Liquid-cooled, Revolution X™ V-Twin
Displacement (in. ³ /cm ³)	46 (749)
Miles Per Gallon (Combined City/Hwy) ²	54.5
Transmission	6-speed

COLOR OPTIONS³

Vivid Black;
Black Denim;
Superior Blue;
Two-Tone Vivid Black Deluxe;
Two-Tone Velocity Red Sunglo;
Two-Tone Velocity Red Sunglo Deluxe;
Two-Tone Fire Red Deluxe

PRICING (MSRP)⁴

Vivid Black ³	\$7,549
Color Option ³	\$7,844
Two-Tone Option ³	\$7,999
Custom Color Option ³	N/A
Hard Candy Custom™ Option ³	N/A
Wheel Option	N/A
ABS Option	\$750
Premium Radio Option	N/A
H-D® Factory Security System ⁶	\$395
Cruise Control	N/A
California Emissions	\$50
Freight ⁷	\$330

MODEL DESIGNATION XG750

SPORTSTER[®]



IRON 883™

DIMENSIONS

Length (in./mm)	85.8 (2180)
Seat Height ¹ (in./mm)	25.7 (653)
Wheelbase (in./mm)	59.6 (1515)
Fuel Capacity (U.S.gals/liters)	3.3 (12.5)
Dry Weight (lbs/kg)	540 (245)
Running Order Weight (lbs/kg)	562 (255)

POWERTRAIN

Engine	Air-cooled, Evolution[®]
Displacement (in. ³ /cm ³)	53.9 (883)
Miles Per Gallon (Combined City/Hwy) ²	51.0
Transmission	5-speed

COLOR OPTIONS³

Charcoal Denim;
Black Denim;
Red Iron Denim;
Olive Gold;
Hard Candy Custom™ Hot Rod Red Flake

PRICING (MSRP)⁴

Vivid Black ³	N/A
Color Option ³	\$8,949
Two-Tone Option ³	N/A
Custom Color Option ³	N/A
Hard Candy Custom™ Option ³	\$9,399
Wheel Option	N/A
ABS Option	\$795
Premium Radio Option	N/A
H-D [®] Factory Security System ⁵	\$395
Cruise Control	N/A
California Emissions	\$100
Freight ⁷	\$360

MODEL DESIGNATION XL883N



I200 CUSTOM

DIMENSIONS

Length (in./mm)	87.6 (2225)
Seat Height ¹ (in./mm)	26.6 (676)
Wheelbase (in./mm)	60.2 (1530)
Fuel Capacity (U.S.gals/liters)	4.5 (17.0)
Dry Weight (lbs/kg)	559 (254)
Running Order Weight (lbs/kg)	587 (266)

POWERTRAIN

Engine	Air-cooled, Evolution[®]
Displacement (in. ³ /cm ³)	73.4 (1202)
Miles Per Gallon (Combined City/Hwy) ²	48.0
Transmission	5-speed

COLOR OPTIONS³

Vivid Black;
Velocity Red Sunglo;
Corona Yellow Pearl;
Two-Tone Superior Blue/Billet Silver

PRICING (MSRP)⁴

Vivid Black ³	\$10,999
Color Option ³	\$11,349
Two-Tone Option ³	\$11,549
Custom Color Option ³	N/A
Hard Candy Custom™ Option ³	N/A
Wheel Option	N/A
ABS Option	\$795
Premium Radio Option	N/A
H-D [®] Factory Security System ⁵	\$395
Cruise Control	N/A
California Emissions	\$100
Freight ⁷	\$360

MODEL DESIGNATION XL1200C



SUPERLOW[®]

DIMENSIONS

Length (in./mm)	87.6 (2225)
Seat Height ¹ (in./mm)	25.5 (648)
Wheelbase (in./mm)	59.1 (1500)
Fuel Capacity (U.S.gals/liters)	4.5 (17.0)
Dry Weight (lbs/kg)	537 (244)
Running Order Weight (lbs/kg)	565 (256)

POWERTRAIN

Engine	Air-cooled, Evolution[®]
Displacement (in. ³ /cm ³)	53.9 (883)
Miles Per Gallon (Combined City/Hwy) ²	51.0
Transmission	5-speed

COLOR OPTIONS³

Vivid Black;
Superior Blue;
Two-Tone Crushed Ice Pearl/Frosted Teal Pearl;
Hard Candy Custom™ Mystic Purple Flake

PRICING (MSRP)⁴

Vivid Black ³	\$8,599
Color Option ³	\$8,949
Two-Tone Option ³	\$9,149
Custom Color Option ³	N/A
Hard Candy Custom™ Option ³	\$9,049
Wheel Option	N/A
ABS Option	\$795
Premium Radio Option	N/A
H-D [®] Factory Security System ⁵	\$395
Cruise Control	N/A
California Emissions	\$100
Freight ⁷	\$360

MODEL DESIGNATION XL883L



SUPERLOW® 1200T

DIMENSIONS

Length (in./mm)	87.6 (2224)
Seat Height ¹ (in./mm)	26.1 (664)
Wheelbase (in./mm)	59.1 (1500)
Fuel Capacity (U.S.gals./liters)	4.5 (17.0)
Dry Weight (lbs./kg)	573 (260)
Running Order Weight (lbs./kg)	599 (272)

POWERTRAIN

Engine	Air-cooled, Evolution®
Displacement (in. ³ /cm ³)	73.4 (1202)
Miles Per Gallon (Combined City/Hwy) ²	48.0
Transmission	5-speed

COLOR OPTIONS³

Vivid Black;
Billet Silver;
Two-Tone Mysterious Red Sunglo/
Velocity Red Sunglo;
Two-Tone Black Hills Gold/Black Hills Quartz;
Custom Color Bonneville Blue/Fathom Blue

PRICING (MSRP)⁴

Vivid Black ³	\$11,899
Color Option ³	\$12,249
Two-Tone Option ³	\$12,449
Custom Color Option ³	\$12,599
Hard Candy Custom™ Option ³	N/A
Wheel Option	N/A
ABS Option	\$795
Premium Radio Option	N/A
H-D® Factory Security System ⁵	\$395
Cruise Control	N/A
California Emissions	\$100
Freight ⁷	\$360

MODEL DESIGNATION XL1200T



FORTY-EIGHT®

DIMENSIONS

Length (in./mm)	85.0 (2159)
Seat Height ¹ (in./mm)	26.2 (666)
Wheelbase (in./mm)	59.3 (1506)
Fuel Capacity (U.S.gals./liters)	2.1 (7.9)
Dry Weight (lbs./kg)	538 (244)
Running Order Weight (lbs./kg)	551 (250)

POWERTRAIN

Engine	Air-cooled, Evolution®
Displacement (in. ³ /cm ³)	73.4 (1202)
Miles Per Gallon (Combined City/Hwy) ²	48.0
Transmission	5-speed

COLOR OPTIONS³

Vivid Black;
Billet Silver;
Corona Yellow Pearl;
Crushed Ice Denim;
Hard Candy Custom™ Black Gold Flake;
Hard Candy Custom™ Hot Rod Red Flake

PRICING (MSRP)⁴

Vivid Black ³	\$11,299
Color Option ³	\$11,649
Two-Tone Option ³	N/A
Custom Color Option ³	N/A
Hard Candy Custom™ Option ³	\$11,749
Wheel Option	N/A
ABS Option	\$795
Premium Radio Option	N/A
H-D® Factory Security System ⁵	\$395
Cruise Control	N/A
California Emissions	\$100
Freight ⁷	\$360

MODEL DESIGNATION XL1200X



ROADSTER™

DIMENSIONS

Length (in./mm)	86.0 (2186)
Seat Height ¹ (in./mm)	29.5 (749)
Wheelbase (in./mm)	59.3 (1505)
Fuel Capacity (U.S.gals./liters)	3.3 (12.5)
Dry Weight (lbs./kg)	549 (249)
Running Order Weight (lbs./kg)	568 (258)

POWERTRAIN

Engine	Air-cooled, Evolution®
Displacement (in. ³ /cm ³)	73.4 (1202)
Miles Per Gallon (Combined City/Hwy) ²	48.0
Transmission	5-speed

COLOR OPTIONS³

Vivid Black with Charcoal Denim pin-stripe;
Black Denim with red pin-stripe;
Velocity Red Sunglo with red pin-stripe;
Two-Tone Silver/Vivid Black
with burgundy pin-stripe

PRICING (MSRP)⁴

Vivid Black ³	\$11,299
Color Option ³	\$11,649
Two-Tone Option ³	\$11,849
Custom Color Option ³	N/A
Hard Candy Custom™ Option ³	N/A
Wheel Option	N/A
ABS Option	\$795
Premium Radio Option	N/A
H-D® Factory Security System ⁵	\$395
Cruise Control	N/A
California Emissions	\$100
Freight ⁷	\$360

MODEL DESIGNATION XL1200CX



DYNA®



WIDE GLIDE®

DIMENSIONS

Length (in./mm)	96.3 (2445)
Seat Height ¹ (in./mm)	25.5 (648)
Wheelbase (in./mm)	67.5 (1715)
Fuel Capacity (U.S.gals./liters)	4.7 (17.8)
Dry Weight (lbs./kg)	650 (295)
Running Order Weight (lbs./kg)	683 (310)

POWERTRAIN

Engine	Air-cooled, High Output Twin Cam 103™
Displacement (in. ³ /cm ³)	103.1 (1690)
Miles Per Gallon (Combined City/Hwy) ²	42.0
Transmission	6-speed Cruise Drive®

COLOR OPTIONS³

Vivid Black;
Two-Tone Black Quartz with Faded Flames;
Two-Tone Velocity Red Sunglo with Faded Flames;
Two-Tone Black Denim with Bright Flames

PRICING (MSRP)⁴

Vivid Black ³	\$15,999
Color Option ³	N/A
Two-Tone Option ³	\$16,749
Custom Color Option ³	N/A
Hard Candy Custom™ Option ³	N/A
Wheel Option	N/A
ABS Option	STD
Premium Radio Option	N/A
H-D® Factory Security System ⁵	\$395
Cruise Control	N/A
California Emissions	\$200
Freight ⁷	\$390

MODEL DESIGNATION FXDWG



LOW RIDER®

DIMENSIONS

Length (in./mm)	92.3 (2345)
Seat Height ¹ (in./mm)	25.4 (660)
Wheelbase (in./mm)	64.2 (1630)
Fuel Capacity (U.S.gals./liters)	4.7 (17.8)
Dry Weight (lbs./kg)	644 (292)
Running Order Weight (lbs./kg)	666 (302)

POWERTRAIN

Engine	Air-cooled, High Output Twin Cam 103™
Displacement (in. ³ /cm ³)	103.1 (1690)
Miles Per Gallon (Combined City/Hwy) ²	42.0
Transmission	6-speed Cruise Drive®

COLOR OPTIONS³

Vivid Black;
Velocity Red Sunglo;
Two-Tone Billet Silver/Vivid Black;
Custom Color Bonneville Blue/Fathom Blue

PRICING (MSRP)⁴

Vivid Black ³	\$14,749
Color Option ³	\$15,149
Two-Tone Option ³	\$15,499
Custom Color Option ³	\$15,699
Hard Candy Custom™ Option ³	N/A
Wheel Option	\$460
ABS Option	\$795
Premium Radio Option	N/A
H-D® Factory Security System ⁵	STD
Cruise Control	N/A
California Emissions	\$200
Freight ⁷	\$390

MODEL DESIGNATION FXDL



LOW RIDER® S

DIMENSIONS

Length (in./mm)	89.9 (2283)
Seat Height ¹ (in./mm)	26.6 (676)
Wheelbase (in./mm)	64.2 (1630)
Fuel Capacity (U.S.gals./liters)	4.7 (17.8)
Dry Weight (lbs./kg)	646 (293)
Running Order Weight (lbs./kg)	672 (305)

POWERTRAIN

Engine	Screamin' Eagle® Air-cooled, Twin Cam 110™
Displacement (in. ³ /cm ³)	110 (1801)
Miles Per Gallon (Combined City/Hwy) ²	44.0
Transmission	6-speed Cruise Drive®

COLOR OPTIONS³

Vivid Black

PRICING (MSRP)⁴

Vivid Black ³	\$17,499
Color Option ³	N/A
Two-Tone Option ³	N/A
Custom Color Option ³	N/A
Hard Candy Custom™ Option ³	N/A
Wheel Option	N/A
ABS Option	STD
Premium Radio Option	N/A
H-D® Factory Security System ⁵	STD
Cruise Control	N/A
California Emissions	\$200
Freight ⁷	\$390

MODEL DESIGNATION FXDL S



STREET BOB®

DIMENSIONS

Length (in./mm)	94.3 (2395)
Seat Height ¹ (in./mm)	25.5 (648)
Wheelbase (in./mm)	64.2 (1630)
Fuel Capacity (U.S.gals/liters)	4.7 (17.8)
Dry Weight (lbs/kg)	637 (289)
Running Order Weight (lbs/kg)	670 (304)

POWERTRAIN

Engine	Air-cooled, Twin Cam 103™
Displacement (in. ³ /cm ³)	103.1 (1690)
Miles Per Gallon (Combined City/Hwy) ²	42.0
Transmission	6-speed Cruise Drive®

COLOR OPTIONS³

Vivid Black;
Black Denim;
Olive Gold;
Two-Tone Charcoal Denim/Black Denim;
Hard Candy Custom™ Hot Rod Red Flake

PRICING (MSRP)⁴

Vivid Black ³	\$13,849
Color Option ³	\$14,249
Two-Tone Option ³	\$14,599
Custom Color Option ³	N/A
Hard Candy Custom™ Option ³	\$14,599
Wheel Option	N/A
ABS Option	\$795
Premium Radio Option	N/A
H-D® Factory Security System ⁵	\$395
Cruise Control	N/A
California Emissions	\$200
Freight ⁷	\$390

MODEL DESIGNATION FXDB



FAT BOB®

DIMENSIONS

Length (in./mm)	94.5 (2400)
Seat Height ¹ (in./mm)	26.1 (663)
Wheelbase (in./mm)	63.8 (1620)
Fuel Capacity (U.S.gals/liters)	5.0 (18.9)
Dry Weight (lbs/kg)	673 (305)
Running Order Weight (lbs/kg)	706 (320)

POWERTRAIN

Engine	Air-cooled, High Output Twin Cam 103™
Displacement (in. ³ /cm ³)	103.1 (1690)
Miles Per Gallon (Combined City/Hwy) ²	42.0
Transmission	6-speed Cruise Drive®

COLOR OPTIONS³

Vivid Black;
Black Denim;
Crushed Ice Denim;
Red Iron Denim;
Custom Color Laguna Orange

PRICING (MSRP)⁴

Vivid Black ³	\$16,049
Color Option ³	\$16,449
Two-Tone Option ³	N/A
Custom Color Option ³	\$16,999
Hard Candy Custom™ Option ³	N/A
Wheel Option	N/A
ABS Option	\$795
Premium Radio Option	N/A
H-D® Factory Security System ⁵	\$395
Cruise Control	N/A
California Emissions	\$200
Freight ⁷	\$390

MODEL DESIGNATION FXDB



SOFTAIL®



BREAKOUT®

DIMENSIONS

Length (in./mm)	95.7 (2430)
Seat Height ¹ (in./mm)	24.7 (627)
Wheelbase (in./mm)	67.3 (1710)
Fuel Capacity (U.S.gals./liters)	5.0 (18.9)
Dry Weight (lbs./kg)	678 (308)
Running Order Weight (lbs./kg)	707 (321)

POWERTRAIN

Engine	Air-cooled, High Output Twin Cam 103B™
Displacement (in. ³ /cm ³)	103.1 (1690)
Miles Per Gallon (Combined City/Hwy) ²	42.0
Transmission	6-speed Cruise Drive®

COLOR OPTIONS³

Vivid Black;
Charcoal Denim;
Velocity Red Sunglo;
Crushed Ice Denim;
Custom Color Laguna Orange;
Hard Candy Custom™ Hot Rod Red Flake

PRICING (MSRP)⁴

Vivid Black ³	\$19,299
Color Option ³	\$19,699
Two-Tone Option ³	N/A
Custom Color Option ³	\$20,249
Hard Candy Custom™ Option ³	\$20,499
Wheel Option	N/A
ABS Option	STD
Premium Radio Option	N/A
H-D® Factory Security System ⁶	STD
Cruise Control	N/A
California Emissions	\$200
Freight ⁷	\$390

MODEL DESIGNATION FXSB



SOFTAIL SLIM®

DIMENSIONS

Length (in./mm)	92.3 (2345)
Seat Height ¹ (in./mm)	23.8 (605)
Wheelbase (in./mm)	64.4 (1635)
Fuel Capacity (U.S.gals./liters)	5.0 (18.9)
Dry Weight (lbs./kg)	677 (307)
Running Order Weight (lbs./kg)	706 (320)

POWERTRAIN

Engine	Air-cooled, High Output Twin Cam 103B™
Displacement (in. ³ /cm ³)	103.1 (1690)
Miles Per Gallon (Combined City/Hwy) ²	42.0
Transmission	6-speed Cruise Drive®

COLOR OPTIONS³

Vivid Black;
Black Denim;
Red Iron Denim;
Olive Gold;
Two-Tone Charcoal Denim/Black Denim

PRICING (MSRP)⁴

Vivid Black ³	\$15,099
Color Option ³	\$15,499
Two-Tone Option ³	\$15,849
Custom Color Option ³	N/A
Hard Candy Custom™ Option ³	N/A
Wheel Option	N/A
ABS Option	\$795
Premium Radio Option	N/A
H-D® Factory Security System ⁶	\$395
Cruise Control	N/A
California Emissions	\$200
Freight ⁷	\$390

MODEL DESIGNATION FLS



SOFTAIL SLIM® S

DIMENSIONS

Length (in./mm)	92.3 (2345)
Seat Height ¹ (in./mm)	23.8 (605)
Wheelbase (in./mm)	64.4 (1635)
Fuel Capacity (U.S.gals./liters)	5.0 (18.9)
Dry Weight (lbs./kg)	682 (309)
Running Order Weight (lbs./kg)	712 (323)

POWERTRAIN

Engine	Screamin' Eagle® Air-cooled, Twin Cam 110B™
Displacement (in. ³ /cm ³)	110 (1801)
Miles Per Gallon (Combined City/Hwy) ²	43.0
Transmission	6-speed Cruise Drive®

COLOR OPTIONS³

Vivid Black;
Olive Gold Denim

PRICING (MSRP)⁴

Vivid Black ³	\$18,999
Color Option ³	\$19,399
Two-Tone Option ³	N/A
Custom Color Option ³	N/A
Hard Candy Custom™ Option ³	N/A
Wheel Option	N/A
ABS Option	STD
Premium Radio Option	N/A
H-D® Factory Security System ⁶	STD
Cruise Control	STD
California Emissions	\$200
Freight ⁷	\$390

MODEL DESIGNATION FLS S





FAT BOY®

DIMENSIONS

Length (in./mm)	93.9 (2385)
Seat Height ¹ (in./mm)	25.0 (635)
Wheelbase (in./mm)	64.4 (1635)
Fuel Capacity (U.S.gals./liters)	5.0 (18.9)
Dry Weight (lbs./kg)	700 (318)
Running Order Weight (lbs./kg)	730 (331)

POWERTRAIN

Engine	Air-cooled, High Output Twin Cam 103B™
Displacement (in. ³ /cm ³)	103.1 (1690)
Miles Per Gallon (Combined City/Hwy) ²	42.0
Transmission	6-speed Cruise Drive®

COLOR OPTIONS³

Vivid Black;
Velocity Red Sunglo;
Olive Gold;
Two-Tone Superior Blue/Billet Silver;
Two-Tone Black Hills Gold/Black Quartz

PRICING (MSRP)⁴

Vivid Black ³	\$16,899
Color Option ³	\$17,299
Two-Tone Option ³	\$17,649
Custom Color Option ³	N/A
Hard Candy Custom™ Option ³	N/A
Wheel Option	N/A
ABS Option	STD
Premium Radio Option	N/A
H-D® Factory Security System ⁵	\$395
Cruise Control	N/A
California Emissions	\$200
Freight ⁷	\$390

MODEL DESIGNATION FLSTF



FAT BOY® S

DIMENSIONS

Length (in./mm)	94.1 (2390)
Seat Height ¹ (in./mm)	24.3 (616)
Wheelbase (in./mm)	64.2 (1630)
Fuel Capacity (U.S.gals./liters)	5.0 (18.9)
Dry Weight (lbs./kg)	709 (322)
Running Order Weight (lbs./kg)	739 (335)

POWERTRAIN

Engine	Screamin' Eagle™ Air-cooled, Twin Cam 110B™
Displacement (in. ³ /cm ³)	110 (1801)
Miles Per Gallon (Combined City/Hwy) ²	43.0
Transmission	6-speed Cruise Drive®

COLOR OPTIONS³

Vivid Black;
Denim Black

PRICING (MSRP)⁴

Vivid Black ³	\$20,199
Color Option ³	\$20,599
Two-Tone Option ³	N/A
Custom Color Option ³	N/A
Hard Candy Custom™ Option ³	N/A
Wheel Option	N/A
ABS Option	STD
Premium Radio Option	N/A
H-D® Factory Security System ⁵	STD
Cruise Control	STD
California Emissions	\$200
Freight ⁷	\$390

MODEL DESIGNATION FLSTFS



HERITAGE SOFTAIL® CLASSIC

DIMENSIONS

Length (in./mm)	94.7 (2405)
Seat Height ¹ (in./mm)	25.5 (648)
Wheelbase (in./mm)	64.4 (1635)
Fuel Capacity (U.S.gals./liters)	5.0 (18.9)
Dry Weight (lbs./kg)	726 (329)
Running Order Weight (lbs./kg)	755 (342)

POWERTRAIN

Engine	Air-cooled, High Output Twin Cam 103B™
Displacement (in. ³ /cm ³)	103.1 (1690)
Miles Per Gallon (Combined City/Hwy) ²	42.0
Transmission	6-speed Cruise Drive®

COLOR OPTIONS³

Vivid Black; Superior Blue; Black Quartz;
Two-Tone Mysterious Red Sunglo/
Velocity Red Sunglo;
Two-Tone Crushed Ice Pearl/Frosted Teal Pearl;
Two-Tone Black Hills Gold/Black Quartz;
Custom Color Bonneville Blue/Fathom Blue

PRICING (MSRP)⁴

Vivid Black ³	\$17,549
Color Option ³	\$17,949
Two-Tone Option ³	\$18,229
Custom Color Option ³	\$18,499
Hard Candy Custom™ Option ³	N/A
Wheel Option	\$510
ABS Option	STD
Premium Radio Option	N/A
H-D® Factory Security System ⁵	\$395
Cruise Control	STD
California Emissions	\$200
Freight ⁷	\$390

MODEL DESIGNATION FLSTC



SOFTAIL® DELUXE

DIMENSIONS

Length (in./mm)	94.9 (2410)
Seat Height ¹ (in./mm)	24.5 (622)
Wheelbase (in./mm)	64.4 (1635)
Fuel Capacity (U.S.gals./liters)	5.0 (18.9)
Dry Weight (lbs./kg)	701 (318)
Running Order Weight (lbs./kg)	730 (331)

POWERTRAIN

Engine	Air-cooled, High Output Twin Cam 103B™
Displacement (in. ³ /cm ³)	103.1 (1690)
Miles Per Gallon (Combined City/Hwy) ²	42.0
Transmission	6-speed Cruise Drive®

COLOR OPTIONS³

Vivid Black;
Superior Blue;
Velocity Red Sunglo;
Two-Tone Crushed Ice Pearl/Frosted Teal Pearl;
Custom Color Bonneville Blue/Fathom Blue;
Hard Candy Custom™ Mystic Purple Flake

PRICING (MSRP)⁴

Vivid Black ³	\$18,549
Color Option ³	\$18,949
Two-Tone Option ³	\$19,299
Custom Color Option ³	\$19,499
Hard Candy Custom™ Option ³	\$19,749
Wheel Option	\$460
ABS Option	STD
Premium Radio Option	N/A
H-D® Factory Security System ⁵	\$395
Cruise Control	STD
California Emissions	\$200
Freight ⁷	\$390

MODEL DESIGNATION FLSTN

V-ROD®



NIGHT® ROD SPECIAL

DIMENSIONS

Length (in./mm)	96.1 (2440)
Seat Height ¹ (in./mm)	25.6 (650)
Wheelbase (in./mm)	67.0 (1702)
Fuel Capacity (U.S.gals./liters)	5.0 (18.9)
Dry Weight (lbs./kg)	637 (289)
Running Order Weight (lbs./kg)	666 (302)

POWERTRAIN

Engine	Liquid-cooled, Revolution® 60° V-Twin
Displacement (in. ³ /cm ³)	76.1 (1247)
Miles Per Gallon (Combined City/Hwy) ²	37.0
Transmission	5-speed

COLOR OPTIONS³

Black Denim with Rally Stripes; Crushed Ice Pearl with Rally Stripes; Velocity Red Sunglo with Rally Stripes; Corona Yellow Pearl with Rally Stripes; Crushed Ice Denim with Rally Stripes; All colors feature Machined Aluminum (Silver) Pin Stripe Wheel

PRICING (MSRP)⁴

Vivid Black ³	N/A
Color Option ³	\$17,849
Two-Tone Option ³	N/A
Custom Color Option ³	N/A
Hard Candy Custom™ Option ³	N/A
Wheel Option	N/A
ABS Option	STD
Premium Radio Option	N/A
H-D® Factory Security System ⁵	\$395
Cruise Control	N/A
California Emissions	\$100
Freight ⁷	\$390

MODEL DESIGNATION VR30CX



V-ROD MUSCLE®

DIMENSIONS

Length (in./mm)	94.9 (2410)
Seat Height ¹ (in./mm)	25.6 (650)
Wheelbase (in./mm)	67.0 (1702)
Fuel Capacity (U.S.gals./liters)	5.0 (18.9)
Dry Weight (lbs./kg)	640 (290)
Running Order Weight (lbs./kg)	673 (305)

POWERTRAIN

Engine	Liquid-cooled, Revolution® 60° V-Twin
Displacement (in. ³ /cm ³)	76.1 (1247)
Miles Per Gallon (Combined City/Hwy) ²	37.0
Transmission	5-speed

COLOR OPTIONS³

Vivid Black; Black Denim; Corona Yellow Pearl; Two-Tone Velocity Red Sunglo with Flames; Two-Tone Crushed Ice Denim with Two-Tone Panel Graphic

PRICING (MSRP)⁴

Vivid Black ³	\$17,449
Color Option ³	\$17,799
Two-Tone Option ³	\$17,999
Custom Color Option ³	N/A
Hard Candy Custom™ Option ³	N/A
Wheel Option	N/A
ABS Option	STD
Premium Radio Option	N/A
H-D® Factory Security System ⁵	\$395
Cruise Control	N/A
California Emissions	\$100
Freight ⁷	\$390

MODEL DESIGNATION VR30CF

TOURING





ROAD GLIDE®

DIMENSIONS

Length (in./mm)	95.4 (2423)
Seat Height ¹ (in./mm)	25.9 (658)
Wheelbase (in./mm)	64.0 (1625)
Fuel Capacity (U.S.gals/liters)	6.0 (22.7)
Dry Weight (lbs/kg)	816 (370)
Running Order Weight (lbs/kg)	853 (387)

POWERTRAIN

Engine	Milwaukee-Eight™, 107 Engine
Displacement (in. ³ /cm ³)	107 (1746)
Miles Per Gallon (Combined City/Hwy) ²	45.0
Transmission	6-speed Cruise Drive®

COLOR OPTIONS³

Vivid Black;
Superior Blue;
Billet Silver;
Velocity Red Sunglo

PRICING (MSRP)⁴

Vivid Black ³	\$21,299
Color Option ³	\$21,799
Two-Tone Option ³	N/A
Custom Color Option ³	N/A
Hard Candy Custom™ Option ³	N/A
Wheel Option	N/A
ABS Option	\$795
Premium Radio Option	N/A
H-D® Factory Security System ⁵	\$395
Cruise Control	STD
California Emissions	\$200
Freight ⁷	\$435

MODEL DESIGNATION FLTRX



ROAD GLIDE® SPECIAL

DIMENSIONS

Length (in./mm)	95.4 (2423)
Seat Height ¹ (in./mm)	25.9 (658)
Wheelbase (in./mm)	64.0 (1625)
Fuel Capacity (U.S.gals/liters)	6.0 (22.7)
Dry Weight (lbs/kg)	816 (370)
Running Order Weight (lbs/kg)	853 (387)

POWERTRAIN

Engine	Milwaukee-Eight™, 107 Engine
Displacement (in. ³ /cm ³)	107 (1746)
Miles Per Gallon (Combined City/Hwy) ²	45.0
Transmission	6-speed Cruise Drive®

COLOR OPTIONS³

Vivid Black; Black Denim; Superior Blue; Olive Gold;
Velocity Red Sunglo; Hard Candy Custom™ Black
Gold Flake; Hard Candy Custom™ Mystic Purple
Flake; Hard Candy Custom™ Hot Rod Red Flake;
Custom Color Laguna Orange

PRICING (MSRP)⁴

Vivid Black ³	\$23,999
Color Option ³	\$24,499
Two-Tone Option ³	N/A
Custom Color Option ³	\$25,199
Hard Candy Custom™ Option ³	\$26,999
Wheel Option	N/A
ABS Option	STD
Premium Radio Option	STD
H-D® Factory Security System ⁵	STD
Cruise Control	STD
California Emissions	\$200
Freight ⁷	\$435

MODEL DESIGNATION FLTRX



ROAD GLIDE® ULTRA

DIMENSIONS

Length (in./mm)	101.2 (2571)
Seat Height ¹ (in./mm)	27.2 (690)
Wheelbase (in./mm)	64.0 (1625)
Fuel Capacity (U.S.gals/liters)	6.0 (22.7)
Dry Weight (lbs/kg)	893 (405)
Running Order Weight (lbs/kg)	929 (422)

POWERTRAIN

Engine	Twin Cooled™, Milwaukee-Eight™, 107 Engine
Displacement (in. ³ /cm ³)	107 (1746)
Miles Per Gallon (Combined City/Hwy) ²	43.0
Transmission	6-speed Cruise Drive®

COLOR OPTIONS³

Vivid Black; Black Quartz; Two-Tone Billet Silver/
Vivid Black; Two-Tone Mysterious Red Sunglo/
Velocity Red Sunglo;
Two-Tone Black Hills Gold/Black Quartz;
Custom Color Bonneville Blue/Fathom Blue

PRICING (MSRP)⁴

Vivid Black ³	\$26,299
Color Option ³	\$26,899
Two-Tone Option ³	\$27,399
Custom Color Option ³	\$27,599
Hard Candy Custom™ Option ³	N/A
Wheel Option	N/A
ABS Option	STD
Premium Radio Option	STD
H-D® Factory Security System ⁵	STD
Cruise Control	STD
California Emissions	\$200
Freight ⁷	\$435

MODEL DESIGNATION FLTRX



STREET GLIDE®

DIMENSIONS

Length (in./mm)	95.4 (2424)
Seat Height ¹ (in./mm)	26.1 (664)
Wheelbase (in./mm)	64.0 (1625)
Fuel Capacity (U.S.gals/liters)	6.0 (22.7)
Dry Weight (lbs/kg)	793 (360)
Running Order Weight (lbs/kg)	830 (377)

POWERTRAIN

Engine	Milwaukee-Eight™, 107 Engine
Displacement (in. ³ /cm ³)	107 (1746)
Miles Per Gallon (Combined City/Hwy) ²	45.0
Transmission	6-speed Cruise Drive®

COLOR OPTIONS³

Vivid Black;
Black Denim;
Superior Blue;
Velocity Red Sunglo

PRICING (MSRP)⁴

Vivid Black ³	\$20,999
Color Option ³	\$21,499
Two-Tone Option ³	N/A
Custom Color Option ³	N/A
Hard Candy Custom™ Option ³	N/A
Wheel Option	N/A
ABS Option	\$795
Premium Radio Option	N/A
H-D® Factory Security System ⁵	\$395
Cruise Control	STD
California Emissions	\$200
Freight ⁷	\$435

MODEL DESIGNATION FLTRX



STREET GLIDE[®] SPECIAL

DIMENSIONS

Length (in./mm)	95.4 (2424)
Seat Height ¹ (in./mm)	26.1 (664)
Wheelbase (in./mm)	64.0 (1625)
Fuel Capacity (U.S.gals./liters)	6.0 (22.7)
Dry Weight (lbs./kg)	793 (360)
Running Order Weight (lbs./kg)	830 (377)

POWERTRAIN

Engine	Milwaukee-Eight™, 107 Engine
Displacement (in. ³ /cm ³)	107 (1746)
Miles Per Gallon (Combined City/Hwy) ²	45.0
Transmission	6-speed Cruise Drive[®]

COLOR OPTIONS³

Vivid Black; Black Denim; Charcoal Denim; Superior Blue; Velocity Red Sunglo; Crushed Ice Pearl; Custom Color Laguna Orange; Hard Candy Custom™ Mystic Purple Flake; Hard Candy Custom™ Hot Rod Red Flake; Hard Candy Custom™ Black Gold Flake

PRICING (MSRP)⁴

Vivid Black ³	\$23,699
Color Option ³	\$24,199
Two-Tone Option ³	N/A
Custom Color Option ³	\$24,899
Hard Candy Custom™ Option ³	\$26,699
Wheel Option	N/A
ABS Option	STD
Premium Radio Option	STD
H-D [®] Factory Security System ⁵	STD
Cruise Control	STD
California Emissions	\$200
Freight ⁷	\$435

MODEL DESIGNATION FLHXK



ELECTRA GLIDE[®] ULTRA CLASSIC[®]

DIMENSIONS

Length (in./mm)	102.1 (2593)
Seat Height ¹ (in./mm)	27.4 (696)
Wheelbase (in./mm)	64.0 (1625)
Fuel Capacity (U.S.gals./liters)	6.0 (22.7)
Dry Weight (lbs./kg)	860 (390)
Running Order Weight (lbs./kg)	894 (406)

POWERTRAIN

Engine	Milwaukee-Eight™, 107 Engine
Displacement (in. ³ /cm ³)	107 (1746)
Miles Per Gallon (Combined City/Hwy) ²	45.0
Transmission	6-speed Cruise Drive[®]

COLOR OPTIONS³

Vivid Black; Superior Blue; Billet Silver; Two-Tone Mysterious Red Sunglo/Velocity Red Sunglo; Two-Tone Billet Silver/Vivid Black; Two-Tone Crushed Ice Pearl/Frosted Teal Pearl

PRICING (MSRP)⁴

Vivid Black ³	\$24,149
Color Option ³	\$24,749
Two-Tone Option ³	\$25,199
Custom Color Option ³	N/A
Hard Candy Custom™ Option ³	N/A
Wheel Option	N/A
ABS Option	STD
Premium Radio Option	\$795
H-D [®] Factory Security System ⁵	\$395
Cruise Control	STD
California Emissions	\$200
Freight ⁷	\$435

MODEL DESIGNATION FLHTCU



ULTRA LIMITED LOW

DIMENSIONS

Length (in./mm)	101.8 (2585)
Seat Height ¹ (in./mm)	25.6 (652)
Wheelbase (in./mm)	64.0 (1625)
Fuel Capacity (U.S.gals./liters)	6.0 (22.7)
Dry Weight (lbs./kg)	872 (396)
Running Order Weight (lbs./kg)	909 (413)

POWERTRAIN

Engine	Twin Cooled™, Milwaukee-Eight™, 107 Engine
Displacement (in. ³ /cm ³)	107 (1746)
Miles Per Gallon (Combined City/Hwy) ²	43.0
Transmission	6-speed Cruise Drive[®]

COLOR OPTIONS³

Vivid Black; Black Quartz; Two-Tone Billet Silver/Vivid Black; Two-Tone Mysterious Red Sunglo/Velocity Red Sunglo; Two-Tone Superior Blue/Billet Silver; Two-Tone Black Hills Gold/Black Quartz; Two-Tone Charcoal Denim/Black Denim; Custom Color Bonneville Blue/Fathom Blue

PRICING (MSRP)⁴

Vivid Black ³	\$26,899
Color Option ³	\$27,499
Two-Tone Option ³	\$27,949
Custom Color Option ³	\$28,199
Hard Candy Custom™ Option ³	N/A
Wheel Option	N/A
ABS Option	STD
Premium Radio Option	STD
H-D [®] Factory Security System ⁵	STD
Cruise Control	STD
California Emissions	\$200
Freight ⁷	\$435

MODEL DESIGNATION FLHTKL



ULTRA LIMITED

DIMENSIONS

Length (in./mm)	102.3 (2598)
Seat Height ¹ (in./mm)	27.5 (699)
Wheelbase (in./mm)	64.0 (1625)
Fuel Capacity (U.S.gals./liters)	6.0 (22.7)
Dry Weight (lbs./kg)	871 (395)
Running Order Weight (lbs./kg)	908 (412)

POWERTRAIN

Engine	Twin Cooled™, Milwaukee-Eight™, 107 Engine
Displacement (in. ³ /cm ³)	107 (1746)
Miles Per Gallon (Combined City/Hwy) ²	43.0
Transmission	6-speed Cruise Drive[®]

COLOR OPTIONS³

Vivid Black; Black Quartz; Two-Tone Billet Silver/Vivid Black; Two-Tone Mysterious Red Sunglo/Velocity Red Sunglo; Two-Tone Superior Blue/Billet Silver; Two-Tone Black Hills Gold/Black Quartz; Two-Tone Charcoal Denim/Black Denim; Custom Color Bonneville Blue/Fathom Blue

PRICING (MSRP)⁴

Vivid Black ³	\$26,999
Color Option ³	\$27,599
Two-Tone Option ³	\$28,049
Custom Color Option ³	\$28,299
Hard Candy Custom™ Option ³	N/A
Wheel Option	N/A
ABS Option	STD
Premium Radio Option	STD
H-D [®] Factory Security System ⁵	STD
Cruise Control	STD
California Emissions	\$200
Freight ⁷	\$435

MODEL DESIGNATION FLHTK



ROAD KING®

DIMENSIONS

Length (in./mm)	94.3 (2394)
Seat Height ¹ (in./mm)	26.3 (667)
Wheelbase (in./mm)	64.0 (1625)
Fuel Capacity (U.S.gals./liters)	6.0 (22.7)
Dry Weight (lbs./kg)	791 (359)
Running Order Weight (lbs./kg)	826 (375)

POWERTRAIN

Engine	Milwaukee-Eight™, 107 Engine
Displacement (in. ³ /cm ³)	107 (1746)
Miles Per Gallon (Combined City/Hwy) ²	45.0
Transmission	6-speed Cruise Drive®

COLOR OPTIONS³

Vivid Black; Billet Silver;
Two-Tone Superior Blue/Billet Silver;
Two-Tone Black Hills Gold/Black Quartz;
Custom Color Laguna Orange;
Hard Candy Custom™ Hot Rod Red Flake

PRICING (MSRP)⁴

Vivid Black ³	\$18,999
Color Option ³	\$19,449
Two-Tone Option ³	\$19,799
Custom Color Option ³	\$19,999
Hard Candy Custom™ Option ³	\$21,399
Wheel Option	N/A
ABS Option	\$795
Premium Radio Option	N/A
H-D® Factory Security System ⁵	\$395
Cruise Control	STD
California Emissions	\$200
Freight ⁷	\$435

MODEL DESIGNATION FLHR



CVO™



CVO™ PRO STREET BREAKOUT®

DIMENSIONS

Length (in./mm)	91.7 (2330)
Seat Height ¹ (in./mm)	25.1 (638)
Wheelbase (in./mm)	66.1 (1680)
Fuel Capacity (U.S.gals./liters)	5.0 (18.9)
Dry Weight (lbs./kg)	701 (318)
Running Order Weight (lbs./kg)	730 (331)

POWERTRAIN

Engine	Screamin' Eagle™ Air-cooled, Twin Cam 110B™
Displacement (in. ³ /cm ³)	110 (1802)
Miles Per Gallon (Combined City/Hwy) ²	43.0
Transmission	6-speed Cruise Drive®

COLOR OPTIONS³

Scorched Apple & Starfire Black;
Starfire Black/Starfire Black;
White Gold Pearl/Starfire Black

PRICING (MSRP)⁴

Vivid Black ³	N/A
Color Option ³	N/A
Two-Tone Option ³	N/A
Custom Color Option ³	\$25,799
Hard Candy Custom™ Option ³	N/A
Wheel Option	N/A
ABS Option	STD
Premium Radio Option	N/A
H-D® Factory Security System ⁶	STD
Cruise Control	STD
California Emissions	\$200
Freight ⁷	\$435

MODEL DESIGNATION FXSE



CVO™ STREET GLIDE®

DIMENSIONS

Length (in./mm)	96.7 (2455)
Seat Height ¹ (in./mm)	26.3 (668)
Wheelbase (in./mm)	64.0 (1625)
Fuel Capacity (U.S.gals./liters)	6.0 (22.7)
Dry Weight (lbs./kg)	833 (378)
Running Order Weight (lbs./kg)	867 (393)

POWERTRAIN

Engine	Twin Cooled™, Milwaukee-Eight™, 114 Engine
Displacement (in. ³ /cm ³)	114 (1868)
Miles Per Gallon (Combined City/Hwy) ²	43.0
Transmission	6-speed Cruise Drive®

COLOR OPTIONS³

Candy Cobalt/Indigo Ink with Mirror Chrome
Aggressor Wheels; Sunburst Orange/Starfire Black
with Contrast Chrome Aggressor Wheels;
Starfire Black/Atomic Red with Contrast Chrome
Aggressor Wheels; Dark Slate Candy/Artic Black
with Contrast Chrome Aggressor Wheels

PRICING (MSRP)⁴

Vivid Black ³	N/A
Color Option ³	N/A
Two-Tone Option ³	N/A
Custom Color Option ³	\$37,799
Hard Candy Custom™ Option ³	N/A
Wheel Option	N/A
ABS Option	STD
Premium Radio Option	STD
H-D® Factory Security System ⁶	STD
Cruise Control	STD
California Emissions	\$200
Freight ⁷	\$435

MODEL DESIGNATION FLHXSE



CVO™ LIMITED

DIMENSIONS

Length (in./mm)	102.4 (2600)
Seat Height ¹ (in./mm)	27.5 (700)
Wheelbase (in./mm)	64.0 (1625)
Fuel Capacity (U.S.gals./liters)	6.0 (22.7)
Dry Weight (lbs./kg)	906 (411)
Running Order Weight (lbs./kg)	940 (426)

POWERTRAIN

Engine	Twin Cooled™, Milwaukee-Eight™, 114 Engine
Displacement (in. ³ /cm ³)	114 (1868)
Miles Per Gallon (Combined City/Hwy) ²	43.0
Transmission	6-speed Cruise Drive®

COLOR OPTIONS³

Palladium Silver/Phantom Blue with Wicked
Sapphire including Mirror Chrome Slicer Wheels;
Spiked Olive & Serpentine Green with Carbon Dust
including Contrast Chrome Slicer Wheels;
Black Garnet & Electric Red Pearl with Carbon Dust
including Contrast Chrome Slicer Wheels;
Stardust Silver & Palladium Silver with Carbon Dust
including Mirror Chrome Slicer Wheels

PRICING (MSRP)⁴

Vivid Black ³	N/A
Color Option ³	N/A
Two-Tone Option ³	N/A
Custom Color Option ³	\$40,999
Hard Candy Custom™ Option ³	N/A
Wheel Option	N/A
ABS Option	STD
Premium Radio Option	STD
H-D® Factory Security System ⁶	STD
Cruise Control	STD
California Emissions	\$200
Freight ⁷	\$435

MODEL DESIGNATION FLHXSE



TRIKE



FREEWHEELER®

DIMENSIONS

Length (in./mm)	103.3 (2625)
Seat Height ¹ (in./mm)	26.2 (665)
Wheelbase (in./mm)	65.7 (1670)
Fuel Capacity (U.S.gals./liters)	6.0 (22.7)
Dry Weight (lbs./kg)	1062 (482)
Running Order Weight (lbs./kg)	1096 (497)

POWERTRAIN

Engine	Milwaukee-Eight™, 107 Engine
Displacement (in. ³ /cm ³)	107 (1746)
Miles Per Gallon (Combined City/Hwy) ²	43.0
Transmission	6-speed Cruise Drive®

COLOR OPTIONS³

Vivid Black;
Black Quartz;
Velocity Red Sunglo;
Billet Silver;
Custom Color Laguna Orange

PRICING (MSRP)⁴

Vivid Black ³	\$26,339
Color Option ³	\$26,839
Two-Tone Option ³	N/A
Custom Color Option ³	\$27,939
Hard Candy Custom™ Option ³	N/A
Wheel Option	N/A
ABS Option	N/A
Premium Radio Option	N/A
H-D® Factory Security System ⁵	\$395
Cruise Control	STD
California Emissions	\$200
Freight ⁷	\$856

MODEL DESIGNATION FLRT



TRI GLIDE® ULTRA

DIMENSIONS

Length (in./mm)	105.1 (2670)
Seat Height ¹ (in./mm)	27.1 (688)
Wheelbase (in./mm)	65.7 (1670)
Fuel Capacity (U.S.gals./liters)	6.0 (22.7)
Dry Weight (lbs./kg)	1195 (542)
Running Order Weight (lbs./kg)	1230 (558)

POWERTRAIN

Engine	Twin Cooled™, Milwaukee-Eight™ 107 Engine
Displacement (in. ³ /cm ³)	107 (1746)
Miles Per Gallon (Combined City/Hwy) ²	42.0
Transmission	6-speed Cruise Drive®

COLOR OPTIONS³

Vivid Black;
Superior Blue;
Two-Tone Black Hills Gold/Black Quartz;
Two-Tone Billet Silver/Vivid Black;
Two-Tone Mysterious Red Sunglo/
Velocity Red Sunglo;
Custom Color Bonneville Blue/Fathom Blue

PRICING (MSRP)⁴

Vivid Black ³	\$34,339
Color Option ³	\$35,189
Two-Tone Option ³	\$35,689
Custom Color Option ³	\$36,089
Hard Candy Custom™ Option ³	N/A
Wheel Option	N/A
ABS Option	N/A
Premium Radio Option	STD
H-D® Factory Security System ⁵	STD
Cruise Control	STD
California Emissions	\$200
Freight ⁷	\$856

MODEL DESIGNATION FLTRCUTG



**YOU'VE READ THE BOOK,
NOW TAKE A RIDE.**

**BOOK YOUR TEST RIDE NOW:
www.h-d.com/testride**



Renew The Ride™

The Harley-Davidson community is committed to preserving and renewing the freedom to ride. Because the great outdoors is where we ride free, Harley-Davidson is partnering with The Nature Conservancy, the world's leading conservation organization, to make a difference. We are rallying Harley-Davidson riders around the globe to help The Nature Conservancy plant 50 million trees by 2025. Want to get involved? Contact your local Harley-Davidson dealer to see if they have an upcoming Renew the Ride event, or make a donation at H-D.com/RenewTheRide.

We care about you. When riding your Harley-Davidson® motorcycle, be sure to ride safely, respectfully and within the limits of the law and your abilities. Always wear an approved helmet, proper eyewear and protective clothing, and insist your passenger does too. Never ride while under the influence of alcohol or drugs. Know your Harley® motorcycle and read and understand your owner's manual from cover to cover. Sign up for a Harley-Davidson® Riding Academy course (call 1-800-446-9227 for a course near to you). Protect your privilege to ride by joining the American Motorcyclist Association. Visit www.americanmotorcyclist.com for more information. Visit our website at www.harley-davidson.com to find a nearby dealer. Harley-Davidson, H-D, Harley, the Bar & Shield Logo, Harley Owners Group and H.O.G. are among the trademarks of H-D U.S.A., LLC. Third-party trademarks are the property of their respective owners. ©2016 H-D or its affiliates.



Part Number 94500173